



Intercept

X-ray Body Scanning Solution for Contraband Detection Creates Safer Environments for All

Tek84 Intercept® is the most advanced x-ray body scanning system for the detection of weapons, drugs, cellphones, and other contraband in seconds. Intercept helps create safer environments for people who live or work inside correctional facilities and other high-security venues.

Patented technology, compact size, ease of operation, training and service, and data management features make Intercept the x-ray scanning system of choice for law enforcement, corrections, and security professionals.

- Detects metallic and nonmetallic threats concealed under clothing and within body cavities in 3.8 seconds.
- Ultra-low-dose x-ray scanning safely creates sharp, clear images.
- Deployed in local, state, and federal correctional facilities in nearly all 50 states and internationally.
- U.S. local, state, and federal funding available through several federal grant programs.
- The only x-ray body scanning system for law enforcement made in the USA.

Scientifically Proven Safe

Intercept meets the highest safety standards for both operators and subjects. It operates with ultra-low amounts of radiation, as low as 1% of the dose used in medical x-ray exams. Intercept meets federal standards for body scanner radiation safety established by the American National Standards Institute (ANSI N43-17).



The #1 Selling High-Security X-ray Body Scanning System in the United States

- ✓ X-ray dose less than 1% of medical exam
- ✓ Patented technology for clear, distortion-free images
- ✓ Smallest footprint (3' x 6'). Easy to install, relocatable
- ✓ Photo ID link for evidentiary support
- ✓ Training by ARRT-certified radiology professionals
- ✓ Integrated Thermal Scanner option
- ✓ Ask us about federal and other grant funding



(858) 676-5382

www.Tek84.com

13495 Gregg Street | Poway, CA 92064

Additional Intercept Safety Features:

- Multiple scan techniques provide choice and flexibility for specific scanning and security requirements.
- A three- by six-foot exclusion or safety zone – equal to the Intercept footprint – where operators and staff are prohibited during scanning for radiation safety. Intercept has the smallest operational footprint in the industry. The safety zone is tested 3-4 inches from the machine skins.
- TekNet, a secure database management tool for digital storage of subject information, scanning records, and up to 100 million images. It documents the annual radiation exposure for each subject in compliance with ANSI N43-17. It is an additional option primarily used for connecting multiple scanners in a grid-like manner.

Breakthrough Technology: Clear, Distortion-free Images

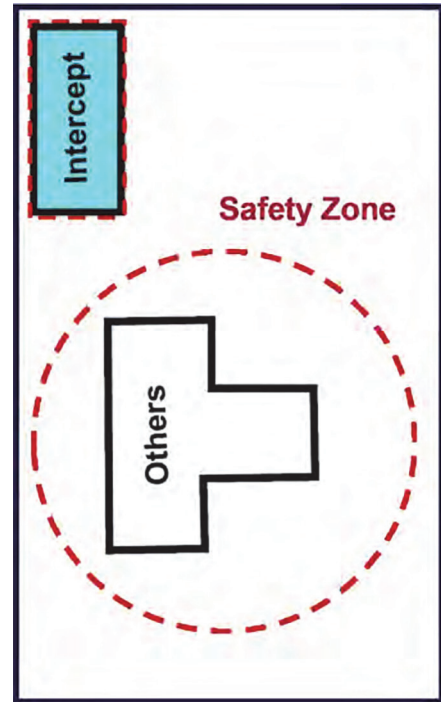
Intercept's patented technology renders the highest quality scans with minimal radiation and image distortion. Intercept looks through the body horizontally, the shortest path, with a mobile scanning beam that starts below the feet and moves vertically above the head. The required beam length is about 11 inches for most subjects, nearly half the length of stationary, fixed-angle beam scanners.

- Three scan filters – high-resolution, three-dimensional, and detail – provide analytical tools for identifying anomalies and minimizing false positives.
- An optional Mask Setting blurs faces and genitals to protect privacy in accordance with the U.S. Prison Rape Elimination Act.

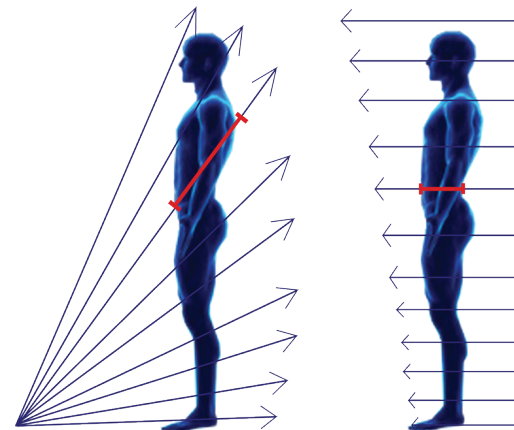
Superior Design Makes Scanning Fast, Simple

Superior design combines advanced scanning technology with ease of operation for quick scanning, which is essential in high-risk environments.

- Subjects simply stand still during scans (unlike other scanners with moving platforms), which is critical if individuals are uncooperative or impaired.
- Intercept scans can be completed in less than four



Intercept uses far less operational space than any other x-ray body scanning system.



Others

Tek84 Intercept

All x-ray images degrade as they pass through body tissue. The thicker the subject, the lower the quality of the resulting image. Intercept looks through the body horizontally, the shortest path, a tissue thickness of about 11 inches versus 16 inches for other systems.

seconds, more than three times faster than some conventional scanners.

- Intuitive touch-screen technology makes Intercept easy to operate.
- Smart technology automatically notifies the operator when a subject is out of position.

Certified Training and Unmatched 24/7 Service

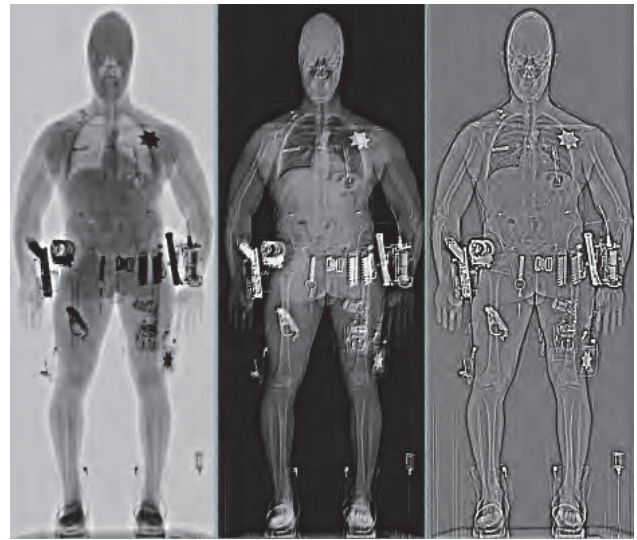
Tek84 partners with law enforcement to ensure professional and continual operation of Intercept. Operator training is critical after the initial installation, for future employees, and for annual recertification. Only Tek84 provides hands-on, on-site training with ARRT-certified radiology professionals.

- Our experts provide on-site training on system operation, radiation safety, and image interpretation.
- Affordable online simulator training using real-life contraband images complements initial instruction and provides essential training for new employees and required annual safety qualification.
- 24/7 customer service hotline plus full-time service technicians who work exclusively on body scanners.
- Tek84 provides expert witness testimony on legal issues such as radiation safety and image interpretation.

Easy Installation and Relocation

Intercept has the smallest footprint (3 x 6 feet) in the industry, which provides more location options in the tight confines of most jails and prisons.

- Intercept ships nearly fully assembled in two crates.
- Its compact size enables Intercept to be rolled through standard door frames.
- Complete installation with a single technician in less than two hours.
- Standard electrical outlets suffice, no special power needs.

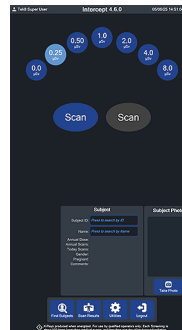


HiRes

3D

Detail

Three different and unique scanning filters at 8 uSv provide the best opportunity for contraband detection.



Multiple exposure settings up to 8 uSv provide flexibility while complying with ANSI requirements.




Intuitive touch screen on a 27" industrial-grade monitor.



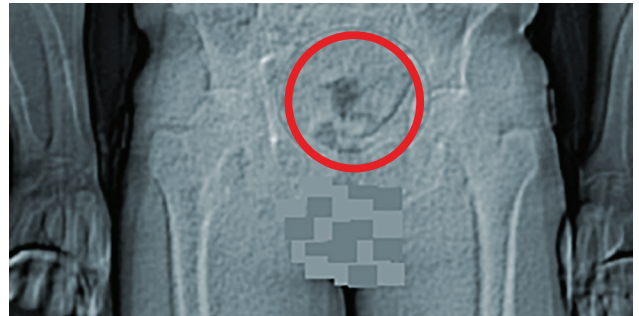
Optional Features for Added Value

- **Photo Matching for Evidentiary Proof.** Intercept’s built-in camera enables the creation of encrypted files matching subject photos with their scanned image.
- **Networking Software.** Intercept Manager™ offers remote viewing and management that is essential for institutions deploying multiple body scanners.
- **Thermal Scanner for Health Protection.** FDA-approved thermal scanner measures and records the temperature of each subject, providing an early indication of COVID-19 and other infections.
- **Random Zero-Dose Scan Feature.** Minimizes radiation exposure for frequently scanned subjects while providing an effective contraband deterrent. Flexible settings enable application to 10%-50% of scans.
- **Software Available in English and Spanish.**

Tek84 Listens. Our state-of-the-art technology and free software updates create a dynamic product that offers the best value proposition in security full-body scanning today... and tomorrow.



The superior image quality of Tek84 Intercept makes anomalies “pop out” on scans for faster, easier detection.



An actual seizure from a U.S. jail during a routine scan during booking showed a dark anomaly in the rectum that turned out to be two balloons containing cannabis gummies and sleeping pills.

Specifications

Physical

Footprint: 34" x 72" (86 x 183 cm)
 Height: 90" (211 cm) fully assembled
 79" (201 cm) top removed for transport
 Weight: 720 lbs. (328 kg)

Electrical

Power: 100/120/230 VAC; 50/60 Hz; 800 Watts;
 Tolerant of poorly regulated power

Environmental

Operating: 32-120 degrees F (0-50 degrees C)
 Humidity: Less than 95%, noncondensing

Scan Time

0.25-2.0 uSv 3.8 seconds
 4.0 uSv 8 seconds
 8.0 uSv 16 seconds

Radiation Safety

Dose: General-use 0.25 uSv (25 uRem) per scan, suitable for daily screening; limited-use: up to 8.0 uSv (800 uRem) per scan, suitable for weekly screening; effective dose to subject measured in accordance with ANSI/HPS N43-17-2009

Leakage: Inspection zone is the scanner footprint; <20 uGy (2 mR) in any 1 hour

Standards: Complies with ANSI/HPS N43-17-2009 (Body Scanner Radiation Safety); Complies with ANSI/IEEE N42.47-2010

Intercept is protected under U.S. patents: 10,481,295, 10,705,244, and 10,705,245. International and other U.S. patents are pending.

