



Transmission imaging for internal concealment



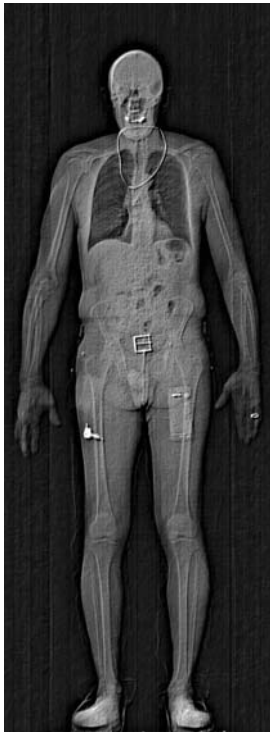
- ✓ Subject doesn't move
- ✓ 4-second scanning
- ✓ Ultra-small footprint
- ✓ Quick installation
- ✓ Best image quality



[Read More](#)



Body scanner for High-Security Screening— Prisons, Jails, Customs



Breakthrough Technology

Prisons and jails are rapidly adopting body scanners to detect weapons and contraband hidden in body cavities and elsewhere on inmates and visitors. Unlike the units used in airports, these scanners use a low-level of x-rays transmitted through the body, similar to medical exams. More than 500 such body scanners are now installed in U.S. correctional facilities, manufactured by companies in Belarus, EU, Brazil and China.

Intercept™ is a true breakthrough in this technology, scanning the person *vertically* instead of *horizontally*. Vertical scanning provides revolutionary benefits:

- The person remains stationary, not standing on a moving conveyer belt or platform;
- A quick 4-second scan, not 7-15 seconds
- Narrow width, removable top, built in wheels; easily clears doorways 34" wide by 80" high
- Quick setup: a few hours, not a few days
- No image distortion, objects appear in the image at the same location as on the body
- No waiting for a daily warm-up period; ready to scan at a moment's notice

Head-to-toe screening including body cavities

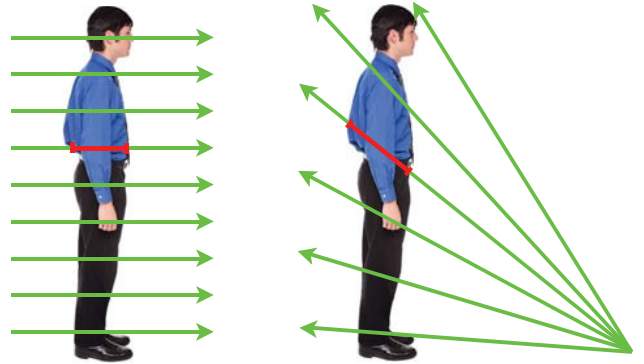
- Subject doesn't move
- 4-second scanning
- Ultra-small footprint
- Quick installation
- Best image quality

Tek84 is owned and operated in the USA. Our design staff has been at the forefront of body scanner innovation for 30 years.



Better Images, Lower Dose

Intercept's scanning beam passes through the person *straight on*, the shortest distance through the body. In comparison, previous generation products scan at an *angle*, requiring the beam to pass through about five inches of additional body tissue. This has a critical effect on image quality and dose— *the added body thickness reduces the strength of the beam by a factor of 30!* This advantage allows Intercept™ to provide better quality images, with lower subject doses, than the older technology products.



The Intercept™ beam passes through about 11 inches of body tissue in the torso.

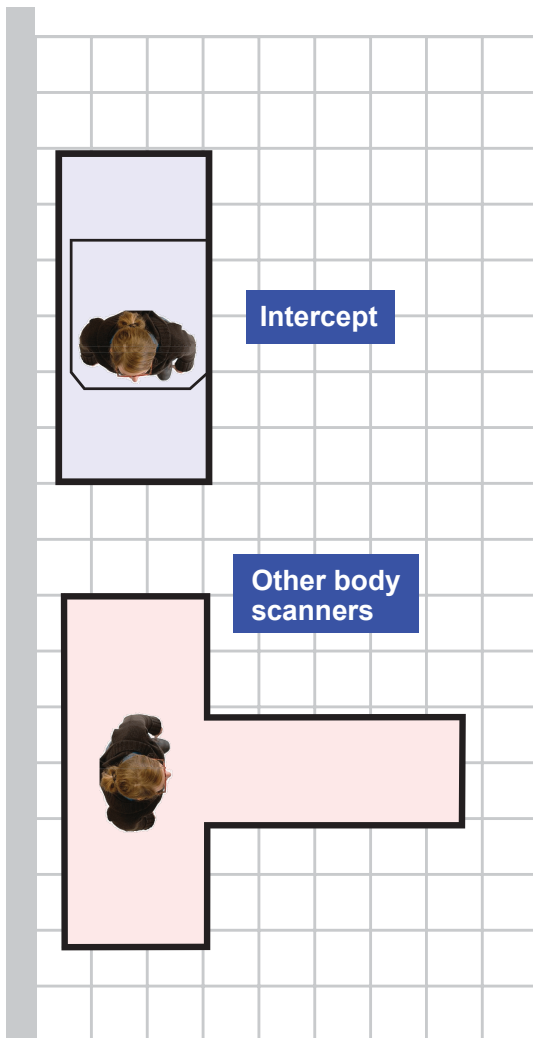
Other scanners use an angled path, making the beam pass through about 16 inches.





Ultra-Small Footprint

Intercept is compact, requiring a floor space less than 6'x3'. Other body scanners require up to three times this area. The built-in wheels and a removable roof makes relocation quick and easy.



Intercept is shipped fully assembled and can be moved through doorways as small as 34" wide and 80" high.

Intercept™ Specifications

Physical

Footprint: 34" x 72" (86 x 183 cm)
 Height: 90" (211 cm) Assembled
 79" (201 cm) top removed for transport
 Weight: 720 lbs (328 kg)

Electrical

Power: 100/120/230 VAC, 50/60 Hz, 800 watt
 Tolerant of poorly regulated power

Environmental

Operating: 32-120°F (0- 50 ° C)
 Humidity: Less than 95%, noncondensing

Radiation Safety

Dose: General-use: 25 uRem (0.25 uSv) per scan, suitable for daily screening;
 Limited-use: up to 300 uRem (3.0) uSv per scan, suitable for weekly screening;
 effective dose to subject measured in accordance with ANSI/HPS N43-17-2009
 Leakage: Inspection zone is the scanner footprint;
 <0.2 mR (2 uGy) in any 1 hour
 Standards: Complies with ANSI/HPS N43.17-2009 (Body Scanner Radiation Safety)
 Complies with ANSI/IEEE N42.47-2010 (Body Scanner Image Quality)

Intercept is Patent Pending, US and International

Tek84

13495 Gregg Street
 Poway, CA. 92064 USA
 858-676-5382 Contact@Tek84.com

Tek84 develops and manufactures innovative security products. Our engineers developed the world's first body scanner (1991); the highest resolution surveillance camera (2001); and the first drive-through car bomb detection portal (2009).